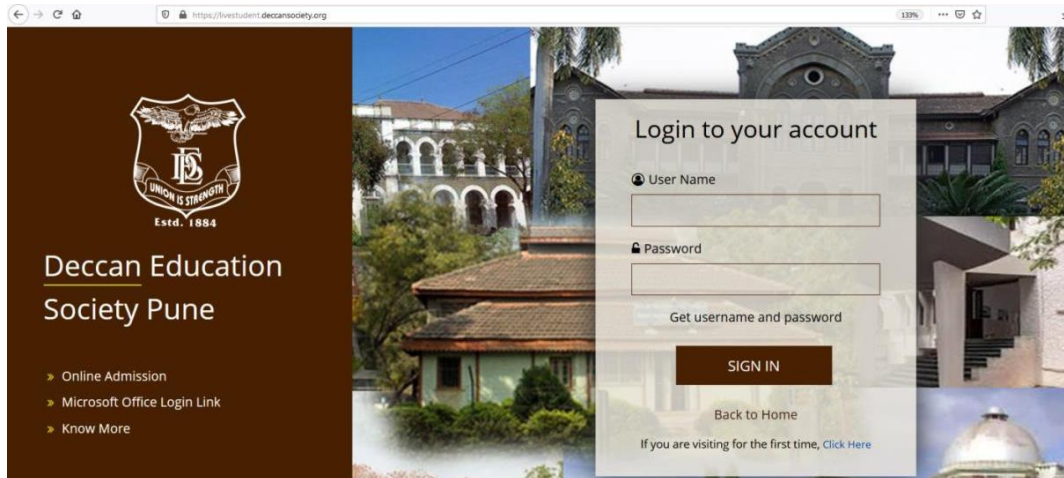


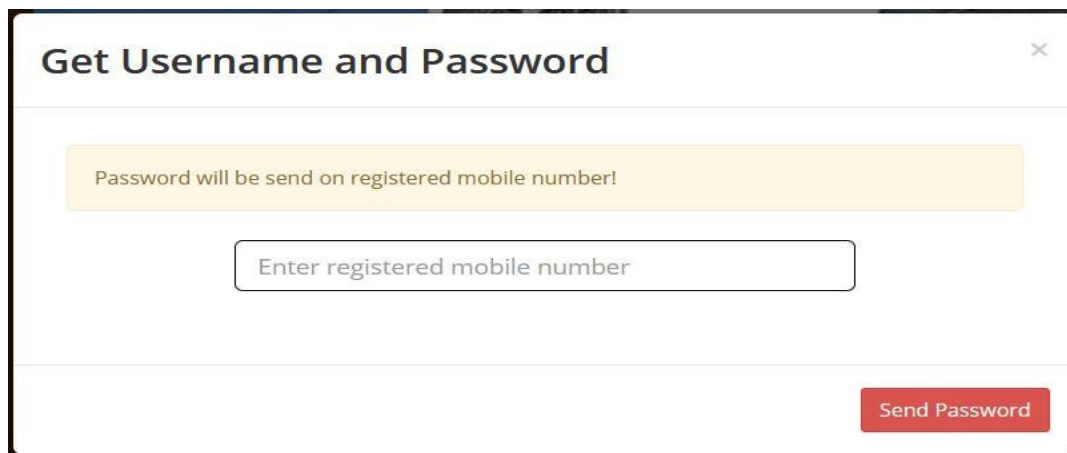
Guidelines to Check UG College Result

URL -: <https://livestudent.deccansociety.org>


- 1) Click On Above In link.
- 2) Click On Get Username And Password And Enter Your Registered MobileNo.



- 3) Enter Your Registered Mobile Number.



- 4) Please Login With Credentials Received Via SMS. (Student Dashboard).



5) Reset Password

Reset Password

Old Password

New Password

Confirm Password

1615465456

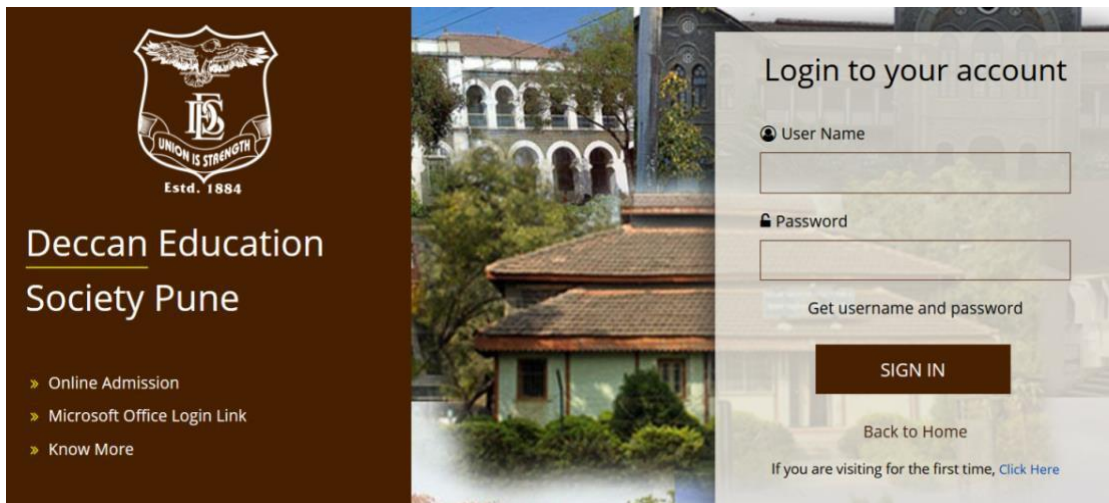
#####

I Agree

By clicking [Reset Password](#) you agree to the [Terms and Conditions](#) set out by this site, including our [Cookie Use](#).

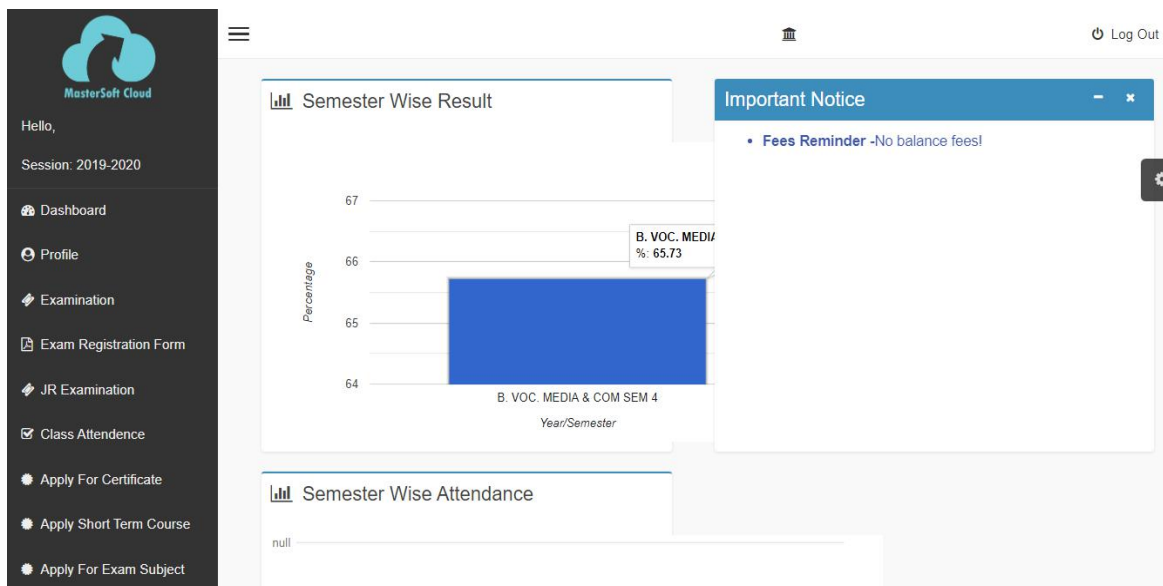
Reset Password

6) Login After Password Reset



The image shows the login page for Deccan Education Society Pune. On the left, there is a dark brown sidebar with the society's logo (a shield with 'DES' and 'UNION IS STRENGTH' and 'Estd. 1884') and the text 'Deccan Education Society Pune'. Below the logo are three links: 'Online Admission', 'Microsoft Office Login Link', and 'Know More'. The main content area features a 'Login to your account' form with fields for 'User Name' and 'Password', a 'SIGN IN' button, and a 'Back to Home' link. A note at the bottom says 'If you are visiting for the first time, [Click Here](#)'. The background of the page shows a building with a traditional roof.

7) Then Go To The Examination Module.



The image shows a user dashboard for 'MasterSoft Cloud'. The left sidebar contains a navigation menu with options: Dashboard, Profile, Examination, Exam Registration Form, JR Examination, Class Attendance, Apply For Certificate, Apply Short Term Course, and Apply For Exam Subject. The main content area displays 'Semester Wise Result' with a bar chart showing a percentage of 65.73 for 'B. VOC. MEDIA & COM SEM 4'. Below the chart is a section for 'Semester Wise Attendance' which currently shows 'null'. An 'Important Notice' box on the right contains a 'Fees Reminder -No balance fees!'. The top right corner has a 'Log Out' button.

Year/Semester	Percentage
B. VOC. MEDIA & COM SEM 4	65.73

8) Click on Online Result.

Exam Result

Exam Session * APRIL 2020

Course/Year *

Grade Card Format * Format 1

Print Result Cancel

9) Then FOLLOW THE GIVEN STEPS.

- A) Exam session-: **APRIL2020**
- B) Course-: (**SELECT COURSE**)
- C) Grade card format-: **FORMAT 1**

10) After that click on **PRINT RESULT**.

Thank You!