

## Step 1. Create Username and Password using Following Link

<https://registration.deccansociety.org/Registration/Apply/FCP>

FERGUSSON COLLEGE (AUTONOMOUS), PUNE.  
PUNE

Online Registration

# ONLINE REGISTRATION

NOW OPEN FOR REGISTRATION

**NOTICE**  
IMPORTANT DATES FOR ONLINE REGISTRATION/APPLICATION 2022

|  |   |
|--|---|
| Post Graduate Certificate Course in Counselling Psychology | Start from 01/09/2022 4:45PM to 03/09/2022 5:30PM   |
| PHD ( BOTANY ) - 5   | Start from 01/05/2022 11:55AM to 31/05/2022 11:55PM |
| PHD ( BOTANY ) - 4   | Start from 01/05/2022 11:55AM to 31/05/2022 11:55PM |
| PHD ( BOTANY ) - 3   | Start from 01/05/2022 11:55AM to 31/05/2022 11:55PM |
| PHD ( BOTANY ) - 2   | Start from 01/05/2022 11:55AM to 31/05/2022 11:55PM |

UserName\*

Password\*

Confirm Password\*

Mobile Number\*

Email Id\*

Don't have Email then Click here Create Gmail Account

GO TO LOGIN REGISTER

Step 2. After receiving Username and Password (On Registered Mobile and Email) click on GO TO LOGIN Button and Enter Username and Password.

Then click on LOGIN Button

FERGUSSON COLLEGE (AUTONOMOUS), PUNE.  
PUNE

Online Registration

# ONLINE REGISTRATION

NOW OPEN FOR REGISTRATION

**NOTICE**  
IMPORTANT DATES FOR ONLINE REGISTRATION/APPLICATION 2022

|  |   |
|--|---|
| Post Graduate Certificate Course in Counselling Psychology | Start from 01/09/2022 4:45PM to 03/09/2022 5:30PM   |
| PHD ( BOTANY ) - 5   | Start from 01/05/2022 11:55AM to 31/05/2022 11:55PM |
| PHD ( BOTANY ) - 4   | Start from 01/05/2022 11:55AM to 31/05/2022 11:55PM |
| PHD ( BOTANY ) - 3   | Start from 01/05/2022 11:55AM to 31/05/2022 11:55PM |
| PHD ( BOTANY ) - 2   | Start from 01/05/2022 11:55AM to 31/05/2022 11:55PM |

Student Institution

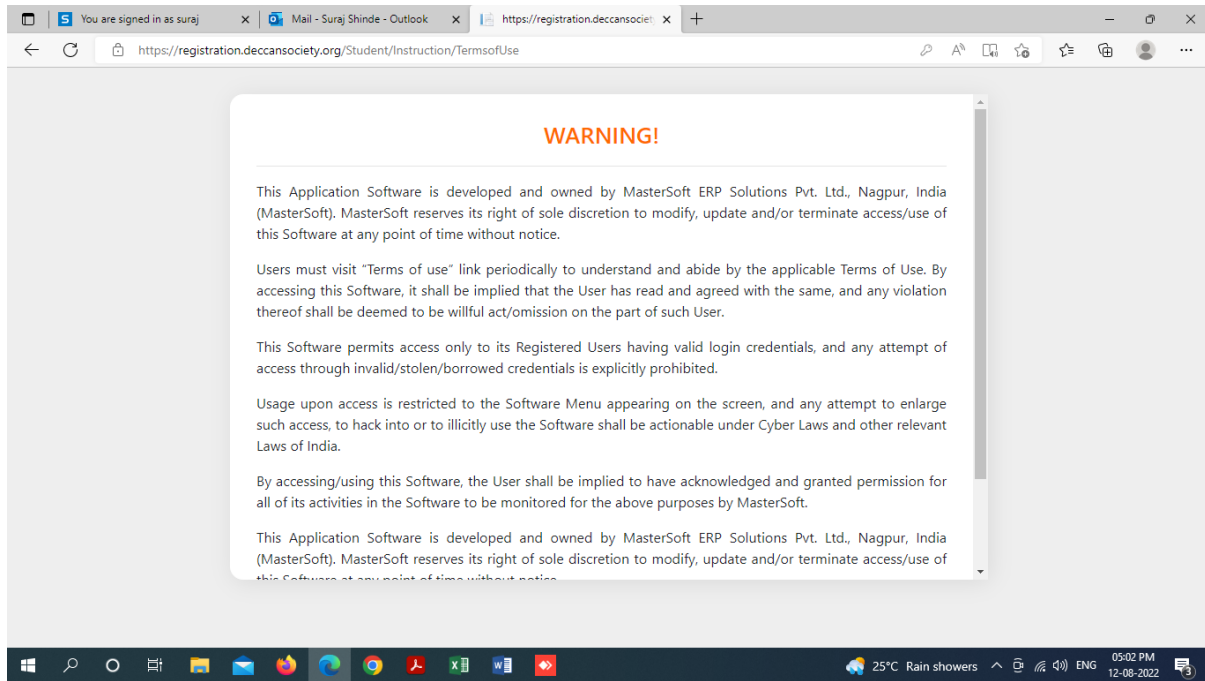
Username\*

Password\*

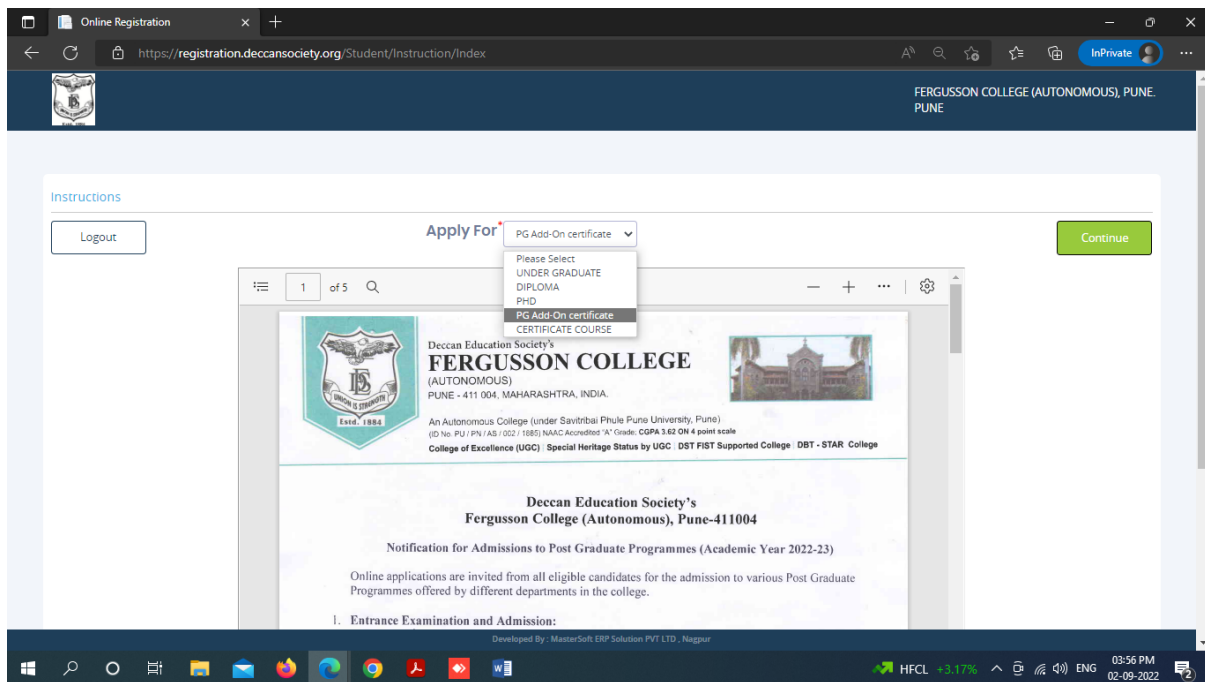
Forgot password?

LOGIN GO TO SIGN UP

### Step 3 Read and Accept the Terms and Conditions then click on Submit Button



### Step 4. Select **PG Diploma** option from **Apply for** Dropdown, Read Instructions and click on **Continue** Button



## Step 5. Fill all **Personal Details** and click on Save Next Button

The screenshot shows a web browser window with the URL <https://registration.deccansociety.org/Student/PersonalDetails/Index>. The page header includes the Fergusson College (Autonomous), Pune logo and the user name 'Hello, GPCPTTEST'. A progress bar at the top indicates five steps: 1. Personal (active), 2. Address, 3. Education, 4. Photo Signature, and 5. Course Selection.

**Personal Details**

The mobile number and email address which you have provided in this application will be used for all future correspondence with you. Therefore please provide accurate information.

**Student Personal Section**

|               |  |                      |                   |
|---------------|--|----------------------|-------------------|
| Title *       | Last Name/Surname *                            | First Name *         | Middle Name       |
| Please Select | Enter Last Name/Surname                        | Enter First Name     | Enter Middle Name |
| Mobile No. *  | Email Id *                                     | Marital Status       | Blood Group *     |
| 9730388414    | suraj.shinde@despune.org                       | Please Select        | Please Select     |
| Gender *      | Date of Birth as per Leaving Certificate *     | Birth Place *        | Nationality *     |
| Please Select | Enter Date of Birth as per Leaving Certificate | Enter Place of Birth | Please Select     |

**Parent Information**

|                     |                           |
|---------------------|---------------------------|
| Father's Name *     | Mother's First Name       |
| Enter Father's Name | Enter Mother's First Name |

The Windows taskbar at the bottom shows the time as 04:00 PM on 02-09-2022 and a stock market index of 503127 with a -3.42% change.

## Step 6. Fill all **Address Details** and click on Save Next Button

The screenshot shows a web browser window with the URL <https://registration.deccansociety.org/Student/AddressDetails/Index>. The page header includes the Fergusson College (Autonomous), Pune logo and the user name 'Hello, GPCPTTEST'.

**Address Details**

**Residence / Permanent Address**

|                         |                       |                     |                        |
|-------------------------|-----------------------|---------------------|------------------------|
| Permanent Address       | Country *             | State *             | District *             |
| Enter Permanent Address | Please Select Country | Please Select State | Please Select District |
| City/Village *          | Tehsil                | PIN Code *          |                        |
|                         | Enter Tehsil          | Enter PIN Code      |                        |

**Correspondence / Local Address**

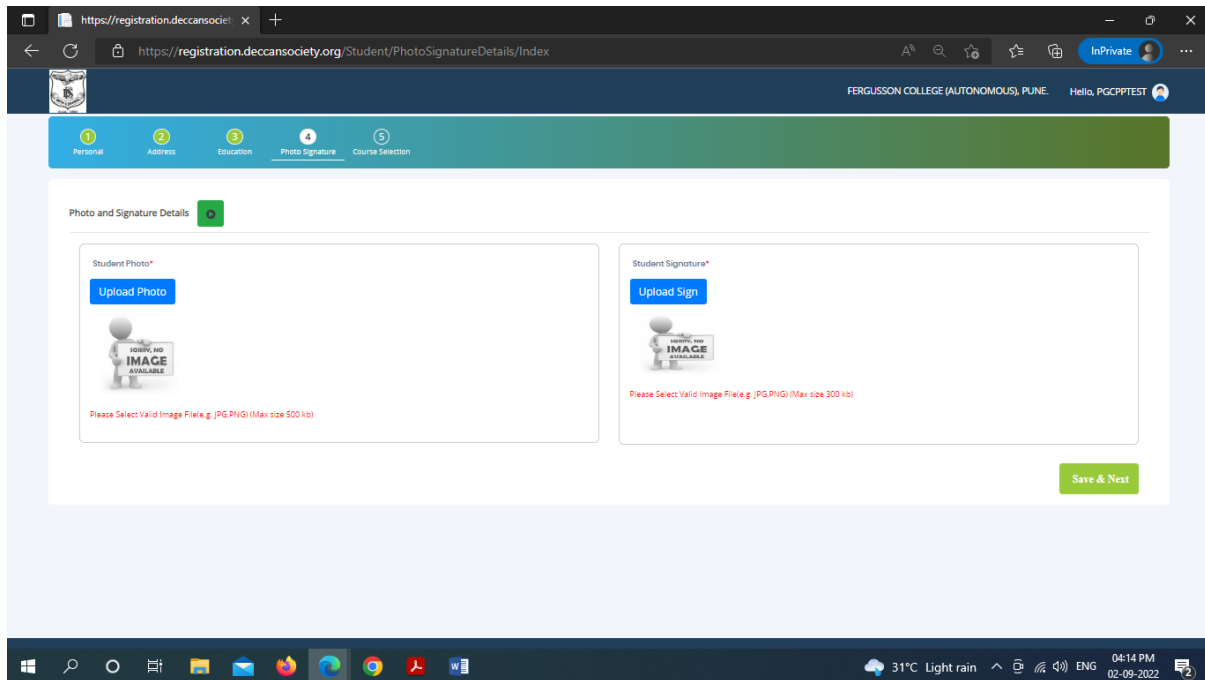
Same as Permanent Address

|                         |                       |                     |                        |
|-------------------------|-----------------------|---------------------|------------------------|
| Temporary Address       | Country *             | State *             | District *             |
| Enter Temporary Address | Please Select Country | Please Select State | Please Select District |
| City/Village *          | Tehsil                | PIN Code *          |                        |
|                         | Enter Tehsil          | Enter PIN Code      |                        |

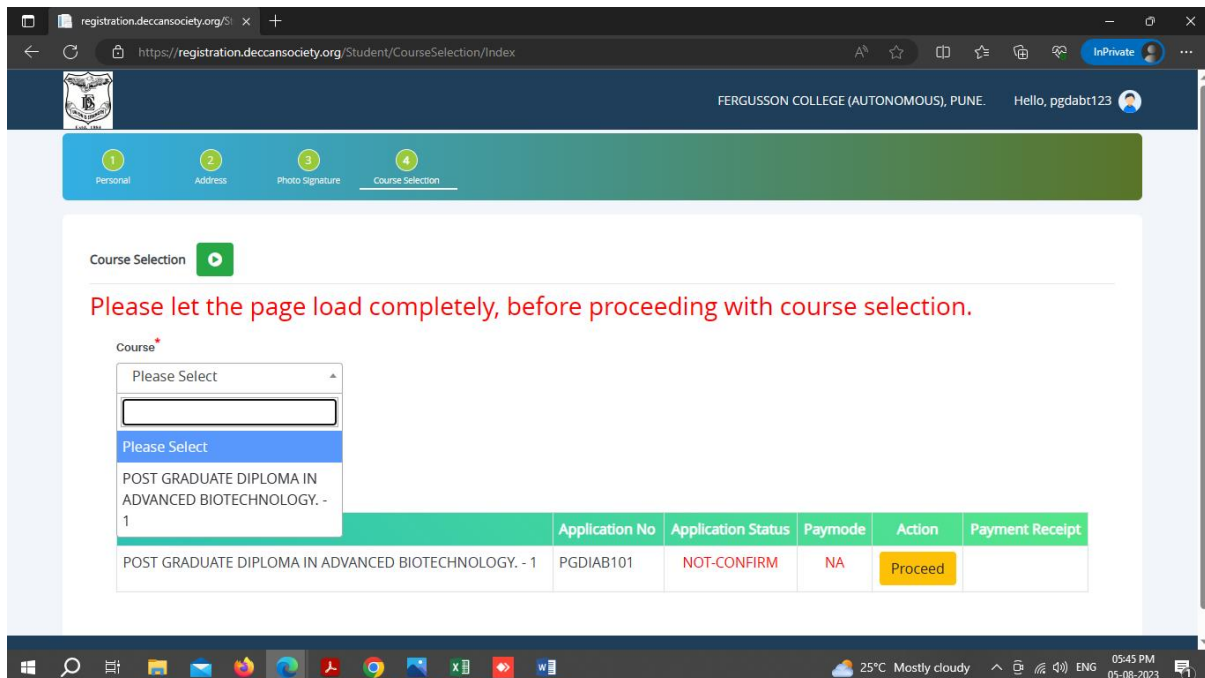
A green **Save & Next** button is located at the bottom right of the form.

The Windows taskbar at the bottom shows the time as 04:04 PM on 02-09-2022 and weather conditions of 31°C Light rain.

**Step 7. Upload Photo (Max Size 500kb) and Signature (Max Size 300kb) and click on Save & Next Button**



**Step 8. In Course Selection Tab select POST GRADUATE DIPLOMA IN ADVANCED BIOTECHNOLOGY. and click on Save & Next Button**



**Step 9. Fill up Only LAST QUALIFYING EXAM DETAILS and Click on Save & Next Button**

The screenshot shows a web browser window with the URL <https://registration.deccansociety.org/Student/LastQualifyingExamDetails/Index>. The page header includes the Fergusson College logo and the text 'FERGUSSON COLLEGE (AUTONOMOUS), PUNE. Hello, PGCPTTEST'. A navigation bar at the top contains 10 steps: 1 Personal, 2 Address, 3 Education, 4 Photo Signature, 5 Course Selection, 6 Last Qualifying (active), 7 Documents, 8 Course Question, 9 Payment, and 10 Confirm Registration. The main content area is titled 'Last Qualifying Exam Details' with an application number 'PGCCCP101'. It contains several input fields: 'Last Exam Name\*' (dropdown menu with 'POST GRADUATION' selected), 'Obtained Marks\*' (text input), 'Board/University\*' (text input), 'School/Collage\*' (text input), 'Total Marks\*' (text input), 'Percentage' (text input with a '%' symbol), and 'Year Of Passing' (text input). A 'Save & Next' button is located at the bottom right. To the right, there is a section for 'Last Qualifying Subject Details' with a table header: 'Subject', 'Obt. Marks', and 'Total Marks'. A note above the table reads: 'Note: Do not enter marks for not applicable subject.'

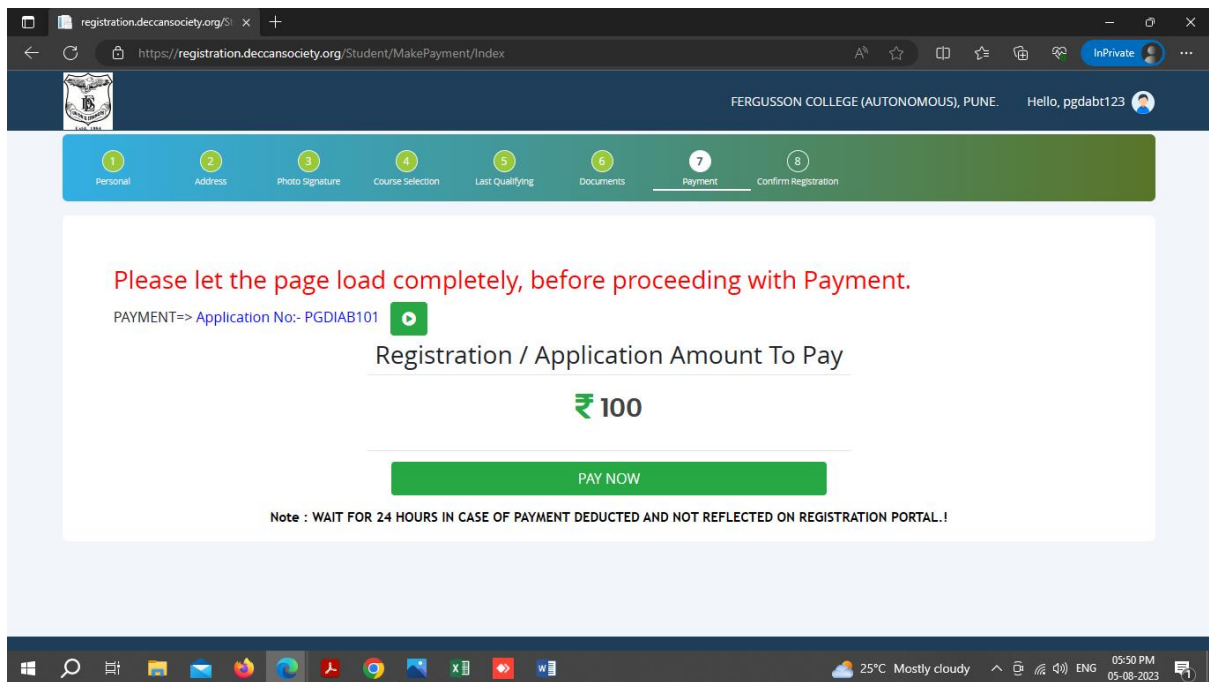
**Step 10. Upload (Aadhar Card (Mandatory), SSC Mark sheet (Mandatory), Graduation Mark sheet (Mandatory) and Post Graduation Mark sheet (Mandatory))**

**Note – If PG result pending then Upload SEM III Mark Sheet**

**Upload Documents One By One and click on Add Button after uploading each document then click on Save & Next Button**

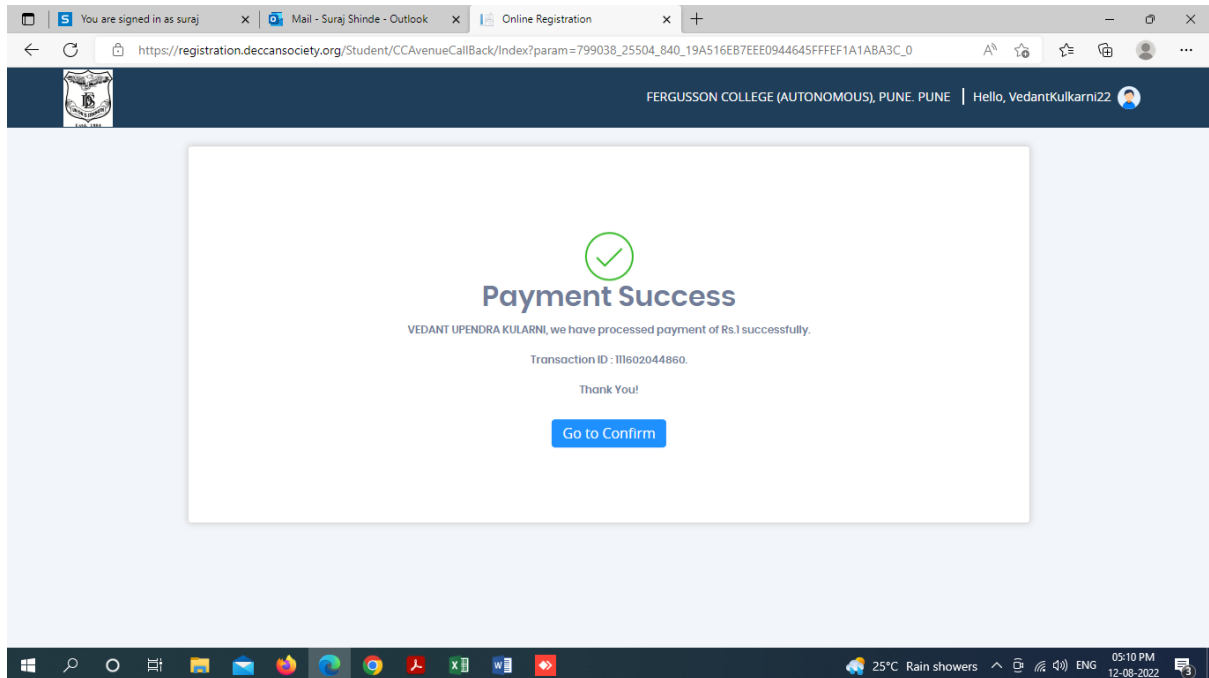
The screenshot shows a web browser window with the URL <https://registration.deccansociety.org/Student/DocumentDetails/Index>. The page header is identical to the previous screenshot. The navigation bar shows step 7 'Documents' as active. The main content area is titled 'Upload Document' with application number 'PGCCCP101'. A red note states: 'After uploading the pdf file, do not forget to click the "Add" button to complete the process of document upload.' Below this, there is a 'Name of Document' dropdown menu (set to 'Please Select') and an 'Upload Document' button with a 'Browse...' file selector. A red note specifies: '\* Please select valid image file(e.g .JPG,JPEG,GIF,PNG,PDF) \* Maximum size 200 kb'. An '+ Add' button is positioned below the form. A 'Document List' table is shown on the right, with columns for 'Name of Document', 'Download', and 'Delete'. The table contains two entries: 'GRADUATION MARKSHEET\*' with a selected document 'Screenshot\_2022-09-01-11-41-12-12\_e2d5b3f53b78d4d46acdfade9f8bb0f.jpg' and 'AADHAR CARD\*' with a selected document 'ANIP\_PRABHUNATH\_PANDE\_aadhar.jpg'. A 'Save & Next' button is at the bottom right.

## Step 11. Pay your registration Fee using (Debit, Credit Card, net Banking, UPI)



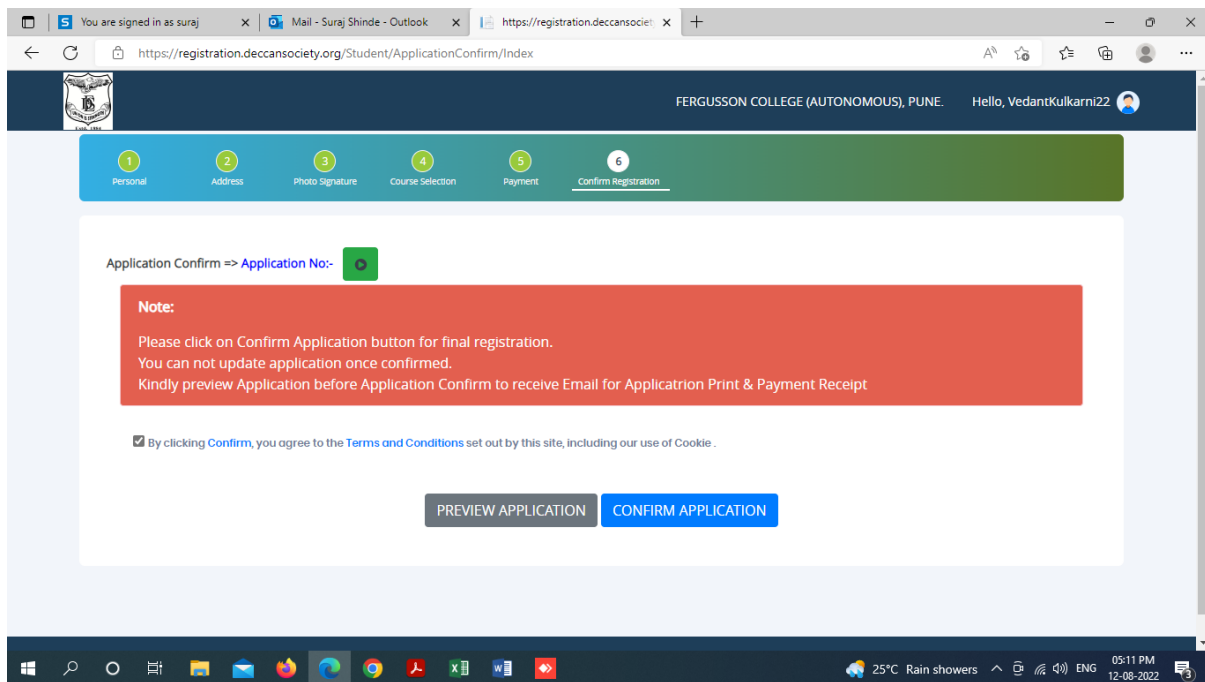
The screenshot shows a web browser window with the URL <https://registration.deccansociety.org/Student/MakePayment/Index>. The page header includes the Fergusson College logo and the text "FERGUSSON COLLEGE (AUTONOMOUS), PUNE. Hello, pgdabti23". A progress bar at the top indicates the current step is "7. Payment", with other steps like "1. Personal", "2. Address", "3. Photo Signature", "4. Course Selection", "5. Last Qualifying", "6. Documents", and "8. Confirm Registration" shown as completed. The main content area displays a message: "Please let the page load completely, before proceeding with Payment." Below this, it shows "PAYMENT=> Application No:- PGDIAB101" with a play button icon. The registration amount is listed as "₹ 100". A large green button labeled "PAY NOW" is centered below the amount. A note at the bottom states: "Note : WAIT FOR 24 HOURS IN CASE OF PAYMENT DEDUCTED AND NOT REFLECTED ON REGISTRATION PORTAL..!". The Windows taskbar at the bottom shows the system tray with a temperature of 25°C, weather "Mostly cloudy", and the time "05:50 PM 05-08-2023".

## Step 12. After successful payment click on Go to Confirm Button



The screenshot shows the same web browser window after a successful payment. The URL is [https://registration.deccansociety.org/Student/CAvenueCallBack/Index?param=799038\\_25504\\_840\\_19A516EB7EEE0944645FFFEF1A1ABA3C\\_0](https://registration.deccansociety.org/Student/CAvenueCallBack/Index?param=799038_25504_840_19A516EB7EEE0944645FFFEF1A1ABA3C_0). The header now says "Hello, VedantKulkarni22". The main content area features a green checkmark icon and the text "Payment Success". Below this, it states: "VEDANT UPENDRA KULARNI, we have processed payment of Rs.1 successfully." The transaction ID is "Transaction ID : III602044860." and it says "Thank You!". A blue button labeled "Go to Confirm" is centered below the message. The Windows taskbar at the bottom shows the system tray with a temperature of 25°C, weather "Rain showers", and the time "05:10 PM 12-08-2022".

### Step 13. Preview your application before confirming application



### Step 14. After the confirmation of application print your Application form and Fee Receipt (If required for your purpose)